

Gallery of Calendar Styles

localendar gives you a variety of styles to choose from when publishing your calendar. You can select the particular view to use from the [Publish Wizard](#).

Tips

- You can play with live examples of many of the styles in our [online gallery](#)
- If you want to use one of these views when you're signed in, you can set this under [Options](#).

[Click on the thumbnails below to see a full-size image](#)

Month Views

Month Block View



Month Block View with Identical Events combined



Month List-View

This view shows the title and description for all events this month



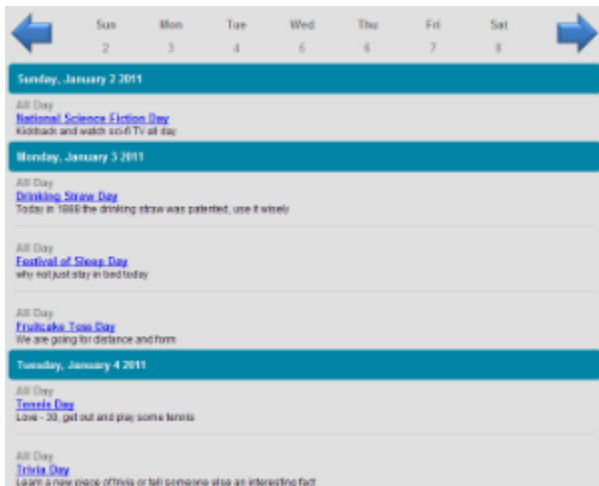
Week Views

Standard Week View



Week List-View

This view shows the title and description for all the events of the week



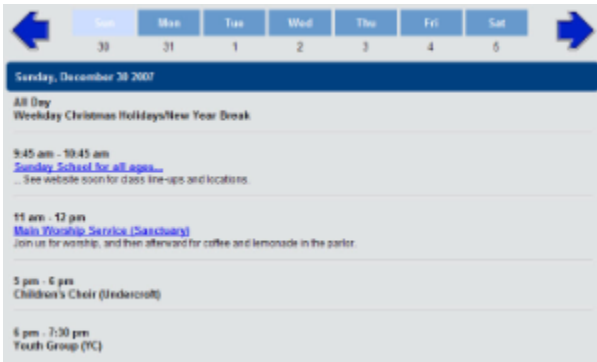
Day Views

Standard Day View (adjust hours displayed under your Preferences)



Day List View

This view shows the title and description for each of the Day's events



Today + Happening Soon

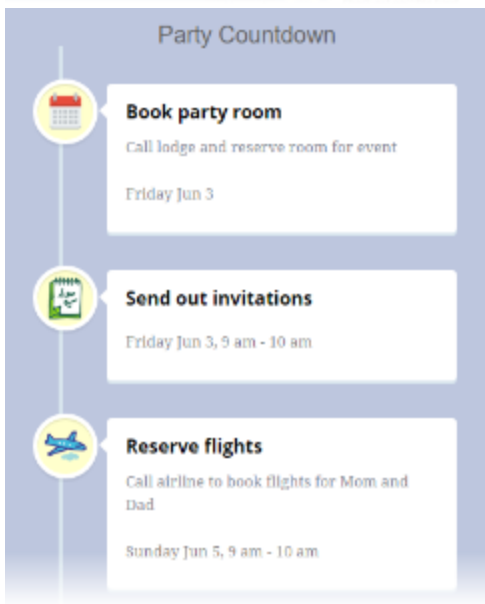
This view shows any events happening Today, and separately any events happening over the next 10 days (you can learn more about changing the date range and other settings for this view on our [Additional General Options](#) page:



[Click here](#) to learn about positioning the Date labels on this view

Timeline View

This view uses the same "look-ahead" settings as the Today+Happening Soon view to show you upcoming events. By default, it displays events happening over the next 10 days (you can learn more about changing the date range and other settings for this view on our [Additional General Options](#) page. It's also responsive and will dynamically adjust to smaller screen sizes:



Mini-Calendar View

CALENDAR

< January 2011 >

Sun	Mon	Tue	Wed	Thu	Fri	Sat
26	27	28	29	30	31	1
2	3	4	5	6	7	8
9	10	11	12	13	14	15
16	17	18	19	20	21	22
23	24	25	26	27	28	29
30	31	1	2	3	4	5

COMPANY NEWS

June 2, 20xx

About this example

This sample shows a localendar *mini-calendar* created with our **Publish Wizard** to create the HTML for the calendar. As you can see, it can be customized to perfectly fit your needs.

When a visitor clicks on a highlighted date, a popup window will appear. You can customize the popup, or click on the "About this example" link to learn more.

Wed, 2 Feb 2011

5 pm - 8 pm
Generate HTML with our Publish Wizard
11 pm - 12 am
Drie Oms Drie

It's just another day to make this example.

Lorem ipsum dolor sit amet, consectetur adipiscing elit.